

## Chemical sector

---

**Impact of the global energy crisis  
and production disruption in China**

**November 2021**





## Click to Provide Feedback

### Near-term volatility in some segments, but medium term positive

*The ongoing energy crisis, production disruption in China and high freight costs have resulted in near-term volatility in some chemical segments, although the impact on the domestic chemical sector will be mixed, with several domestic producers benefiting from higher prices and improved demand*



- Due to the power crisis in China and resultant rationing of power for industrial sector, the chemical industry has also been impacted in the near term. China being a major chemical producer and high import dependence on China for several chemical segments, there has been some impact on domestic chemical sector also.



- Segments like dyes and pigments, agro chemicals, man made fibres, basic chemicals like carbon black, acetic acid, maleic anhydride, alinine; and petrochemicals like iso-propanol, polyol, vinyl acetate monomer, polyol etc. have high import dependence on China



- The domestic chemical industry has been impacted by the supply disruptions from China in several ways, with companies which use the products as inputs for downstream application witnessing availability issues and increase in prices of input costs, which may have an adverse impact on production and margins



- High freight costs have also resulted in higher cost for several imported chemicals



- However, domestic producer of such chemicals where there was high import dependence on China, should benefit from improved demand and prices in domestic and export markets



- Over the medium term, it is favourable for domestic players as it accelerates the China+1 supply chain de-risking strategy of global players, opening up avenues for Indian players

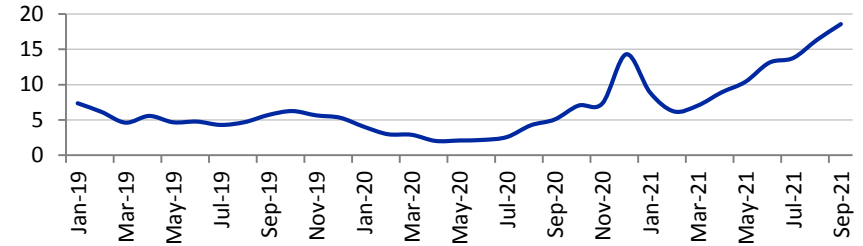
- In recent months due to sharp recovery in post-pandemic global demand, coupled with supply-side issues had led to several disruptions in global supply chain and production. While there are multiple drivers for the same, three broad trends (not mutually exclusive) which have impacted the sector are:
  - The global energy crisis witnessed in recent months leading to increase in prices of coal, natural gas and crude oil
  - Sharp production constraints in China due to the energy crisis, coupled with focus on stringent decarbonisation targets, which has impacted the supply chain for several segments
  - Sharp increase in container freight rates due to disruption in global trade routes, congestion issues and exim cargo mix mismatch

# Energy prices and freight costs have witnessed sharp increase

**Exhibit: Trend in coal prices (USD/MT) as per Australia New Castle Thermal Coal**



**Exhibit: Trend in natural gas prices (USD/MMBTU) as per JKM data**

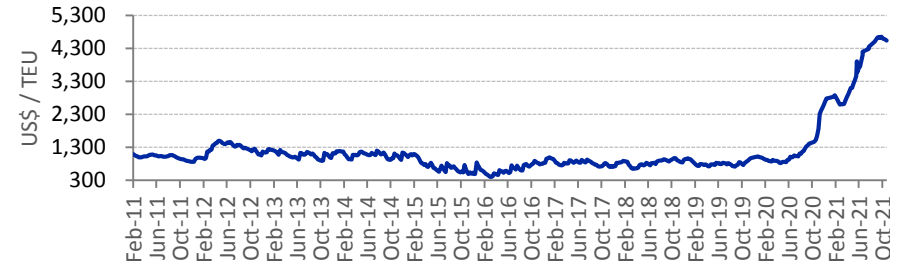


**Exhibit: Trend in crude oil prices (USD/bbl) as per Brent prices**



Source: Indonesia HBA Coal Price Index, Japanese Korean Marker, Bloomberg, Nasdaq, ICRA Research

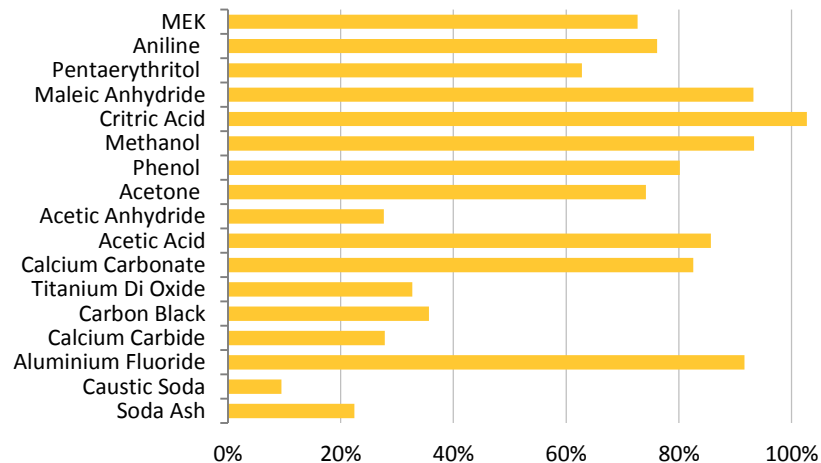
**Exhibit: Trends in container freight cost**



Source: Shanghai Containerized Freight Index and ICRA Research

- Indian chemical sector has high import dependence for chemical segments.
- Hence any disruption in imports has impact on the domestic supply of several basic chemicals, petrochemicals, dyes and pigments and agro-chemicals; leading to volatility in prices, and disruption in raw material availability for downstream chemicals

Exhibit: Import share % of consumption

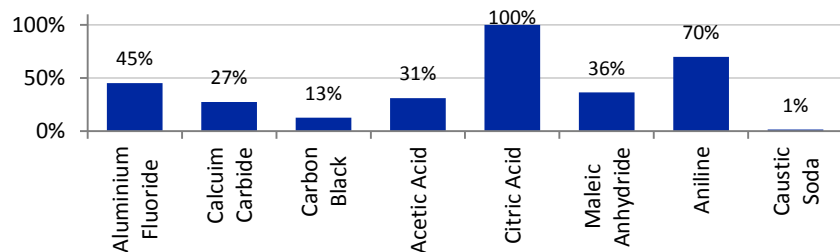


Source: DPCP and ICRA Research

- Some of the key basic chemical and petrochemical segments with high import dependence are soda ash, carbon black, acetic acid, methanol etc.

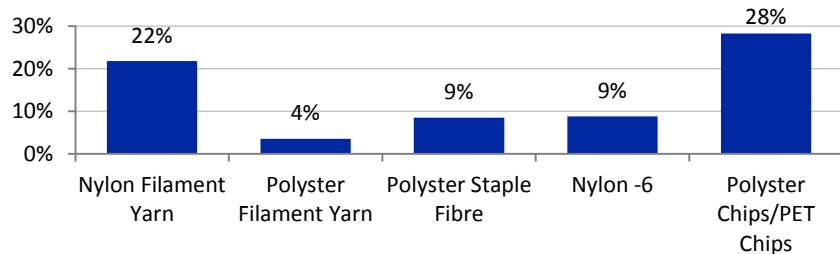
# China is a major source of imports for several key chemicals

**Exhibit: Share of Chinese imports in Domestic Consumption of key basic chemicals**



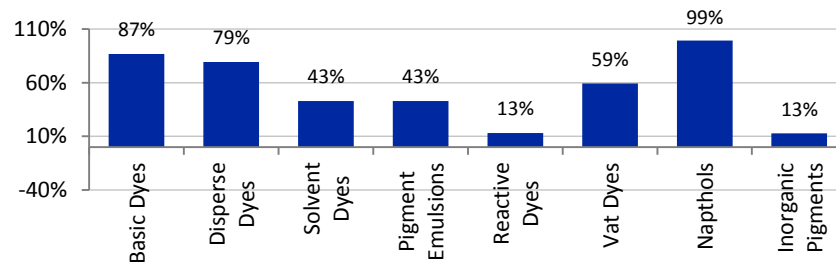
Source: Department of Chemicals and Petrochemicals and ICRA Research; Data for FY2020

**Exhibit: Share of Chinese imports in Domestic Consumption of key man made fibres and intermediates**



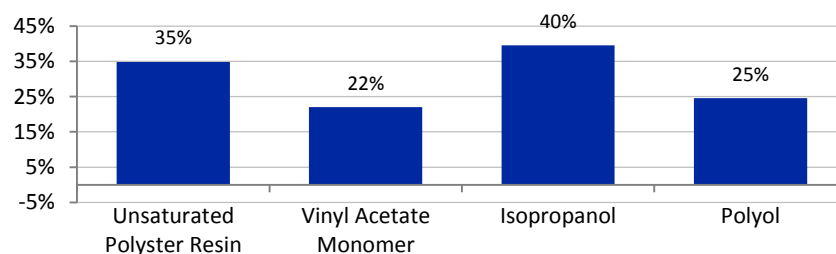
Source: Department of Chemicals and Petrochemicals and ICRA Research; Data for FY2020

**Exhibit: Share of Chinese imports as % of total imports for key dyes and pigment segment**



Source: Department of Chemicals and Petrochemicals and ICRA Research; Data for FY2020

**Exhibit: Share of Chinese imports in Domestic Consumption of other petrochemicals**



Source: Department of Chemicals and Petrochemicals and ICRA Research; Data for FY2020

### The factors discussed earlier have had following impact:

- Companies/segments with high dependence on Chinese feedstock have faced raw material availability issues/higher prices in the near term
- Even in sectors where Chinese imports to India are lower, there could be an impact on prices due to high share of China in global production.
- Further, due to increase in coal prices, the input costs of energy intensive chemicals like Chlor Alkali segment has also witnessed sharp increase
- High freight cost have also resulted in higher costs for several imported chemicals

This has resulted in some short-term margin pressure for chemical segments which have witnessed higher input costs (agro-chemicals, dyes and pigments and some specialty chemical segments).

However, domestic companies which are operating in same chemical segments for which imported supply has been adversely impacted or increase in prices, should benefit from improved realisation and demand.



The afore-mentioned impact is expected to be short term in nature and with easing of energy prices and recovery of industrial production in China, there should be improvement in raw material availability and some moderation in prices.



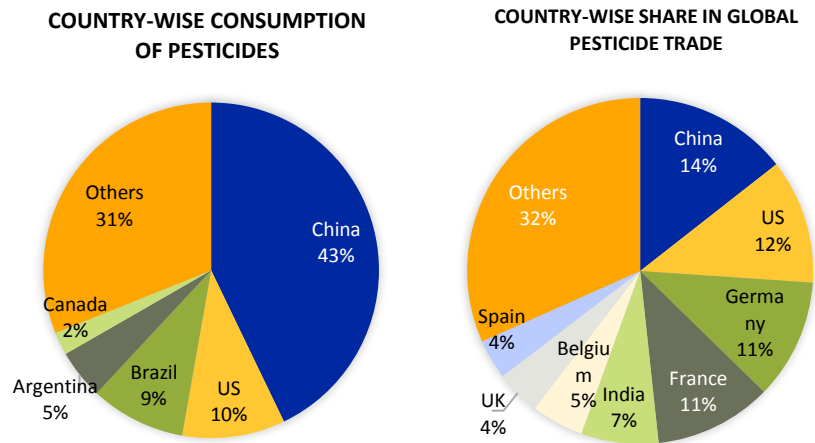
## Trends – Key Chemical Segments

---



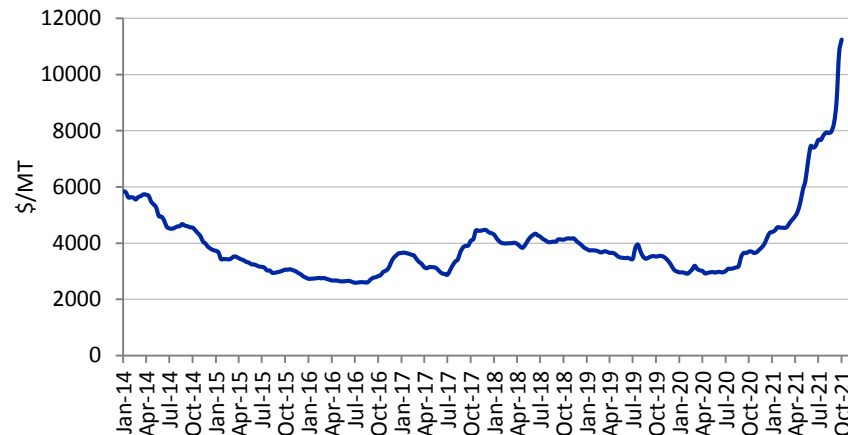
# Agro-chemicals: China remains a major consumer and exporter globally

Exhibit: China is the largest consumer as well as exporter of pesticides



Source: Pesticide consumption, Bloomberg, FAO, ICRA Research; Note: Data pertains to CY2019

Exhibit: Trend in glyphosate prices in China

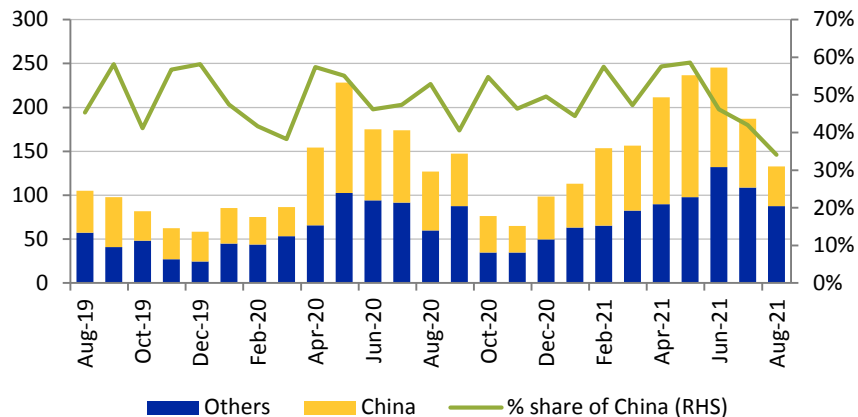


Source: Bloomberg, ICRA Research

- China remains a major consumer as well as exporter of pesticide with share in consumption at 43% of consumption and share in exports of 14%
- China is a major supplier of technicals globally with expertise developed over several years
- The recent pollution control initiatives along with rising energy prices have led to a decline in production of agrochemicals in China and steep rise in agrochemical prices in recent months
- Glyphosate, one of the major herbicides used globally, with China being the major supplier, has witnessed steep rise in price amid limited availability in global markets

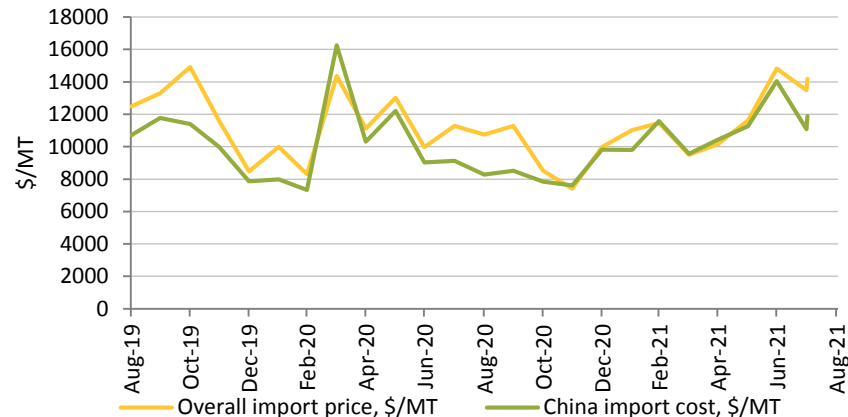
# Agro-chemicals: India's import reliance on China remains significant

Exhibit: Import share by key regions



Source: CMIE, Ministry of Commerce, ICRA Research

Exhibit: Trend in India's cost of agrochemical imports from China and others

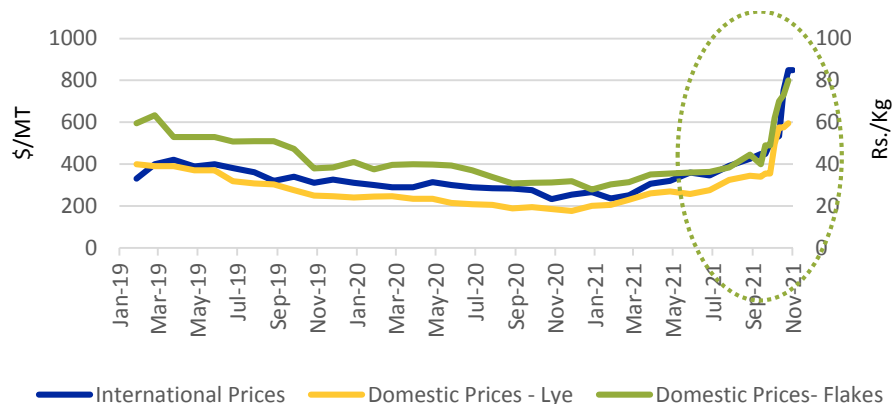


Source: Ministry of Commerce, ICRA research

- India imports a significant share of agrochemicals from China with the country being a major source of technical for Indian manufacturers
- With pesticide imports from China declining by 4.4% YoY in 5M FY2022 as against a 6.4% YoY increase in overall pesticide imports, the import dependence has reduced in 5M FY2022
- Pesticide prices are on an uptrend since October 2020 and price rise is very steep in Q2 FY2022
- Indian agrochemical players are witnessing a negative impact on the profitability as the price hikes at the farmer 's end remains inadequate to cover the raw material price inflation

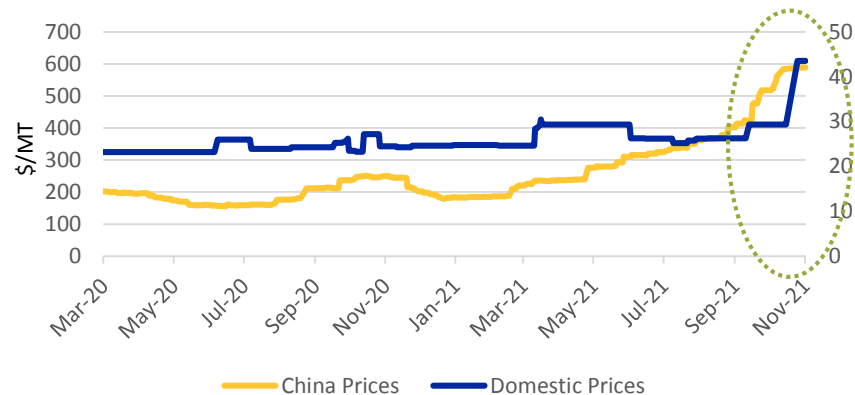
# Chlor-Alkali: Spike in prices of caustic soda and soda ash supported by international price hikes

**Exhibit: Trend in International and Domestic Prices of Caustic Soda**



Source: CMIE, Bloomberg, ICRA Research

**Exhibit: Trend in International and Domestic Prices of Soda Ash**



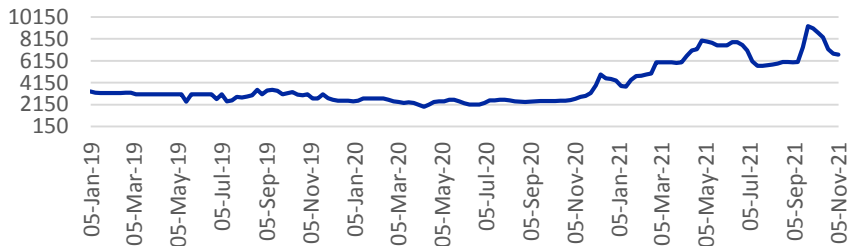
Source: Bloomberg, ICRA Research

- Caustic soda prices in India have witnessed an increase in-line with increasing international prices (which are a result of supply shortage in China due to reduced power supply) as well as rise in energy costs. Further, demand recovery in key end-user segments such as paper and textile industries is also driving the price increase.
- In case of soda ash, Chinese prices (which are a floor for international prices) have risen in the past few months supported by healthy demand and increase in energy costs ; a further spike has been witnessed in the Chinese prices due to power supply constraints and domestic prices have followed a similar trend(although the extent of increase remained lower)

- Some of the other chemical segments with high import dependence have witnessed mixed trends
  - Chemicals like acetic acid, carbon black, citric acid and aniline have witnessed sharp price increase
  - Similarly man-made fibres and some petrochemicals have also witnessed increase in prices in recent months
  - However, some of the other chemical segments have witnessed only moderate price impact
- The price volatility has been on account of the mix of factors mentioned before including higher energy prices, increase in crude oil prices and impact of freight rates

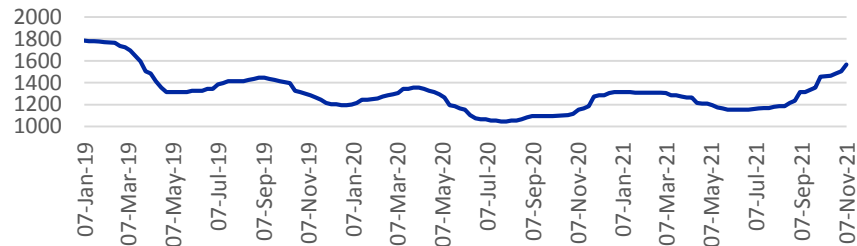
# Key basic chemicals: Price Trends

**Exhibit: Trend in Acetic Acid Prices (CNY/MT) - Huabei**



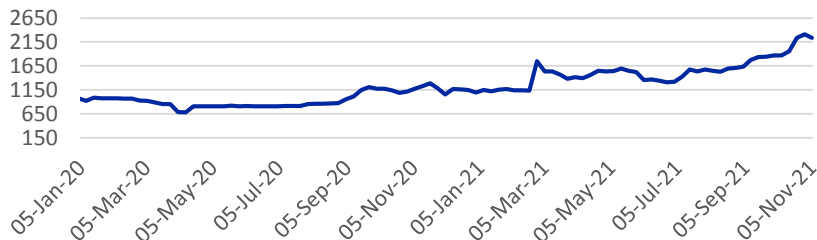
Source: Bloomberg, ICRA Research

**Exhibit: Trend in Aluminium Fluoride Prices (USD/MT) – 61% FOB**



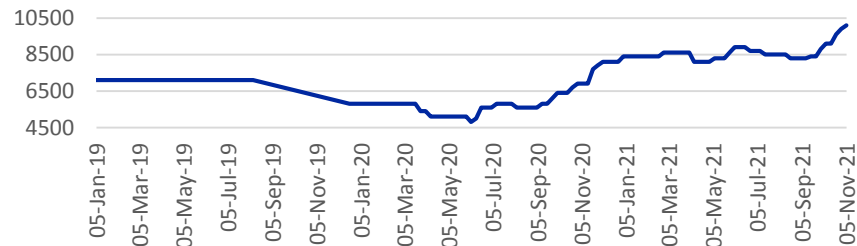
Source: Bloomberg, ICRA Research

**Exhibit: Trend in Maleic Anhydride China Prices (USD/MT)**



Source: Bloomberg, ICRA Research

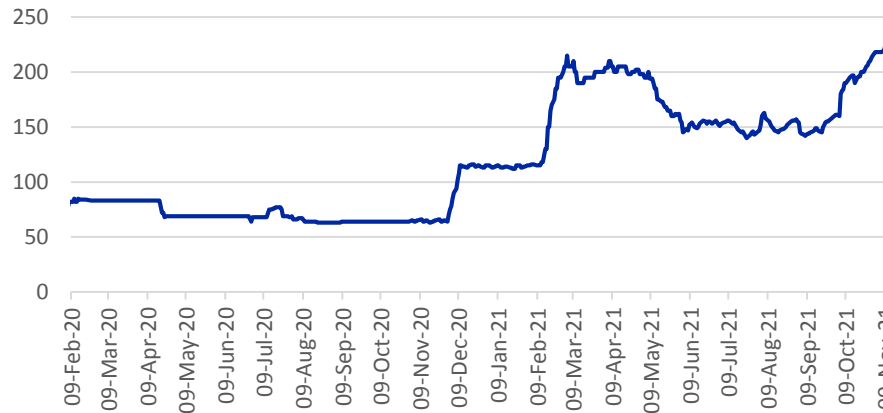
**Exhibit: Trend in Carbon Black Prices (CNY/MT)**



Source: Bloomberg, ICRA Research

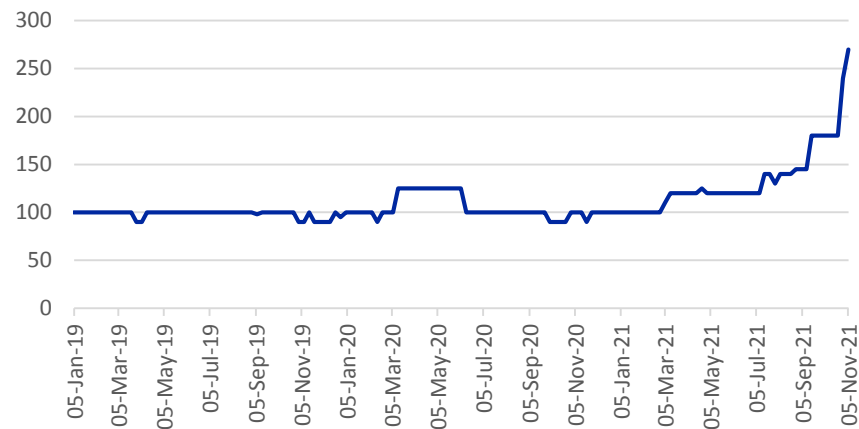
# Key basic chemicals: Price Trends

Exhibit: Trend in Aniline Prices (Rs/Kg)



Source: Indian Petrochem, ICRA Research

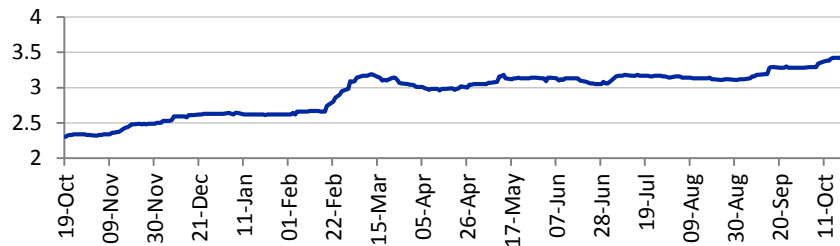
Exhibit: Trend in Citric Acid Prices (Rs/Kg)



Source: Indian Petrochem, ICRA Research

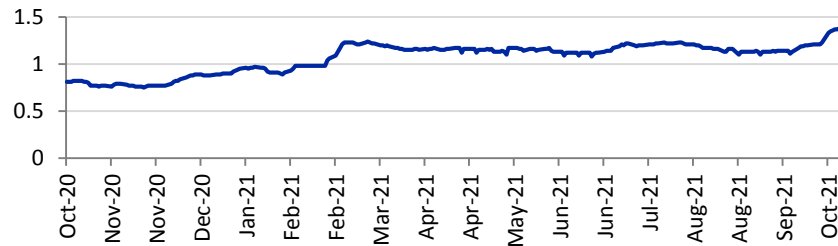
# Key petrochemicals, man-made fibres: Price Trends

**Exhibit: Trend in Nylon – 6 Prices in China (\$/Kg)**



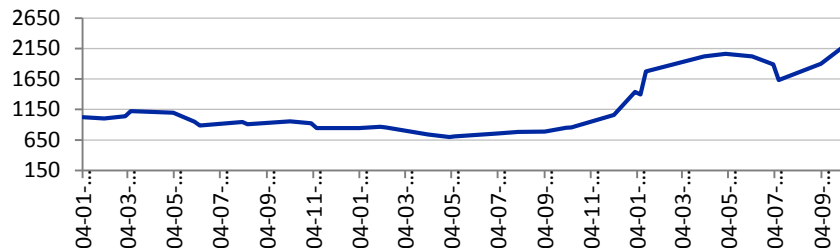
Source: Emerging Textiles and ICRA Research

**Exhibit: Trend in Polyester Filament Prices in China (\$/Kg)**



Source: Emerging Textiles and ICRA Research

**Exhibit: Trend in Vinyl Acetate Monomer Price China (\$/MT)**



Source: Bloomberg, ICRA Research

**Exhibit: Trend in Iso propanol Price (Rs/KG)**



Source: Indian Petrochem and ICRA Research



## Outlook

---



# Near-term volatility in some segments, should accelerate trends towards import reduction in medium to long term

## Near Term Impact

- In the near term due to price volatility and RM availability issues, some of the segments witnessed margin pressure
- However, domestic companies with access to raw material/backward integration will benefit from higher prices and moderation in imports

## Medium to Long Term Impact

- The near-term disruption should accelerate the move towards reduced import dependence in the medium to long term
- The Govt focus on 'Atmanirbhar' and 'Make in India' and favourable trade protection measures in recent period will also aid the transition
- There are several large capacity expansion projects being implemented by domestic players in basic as well as the petrochemical segment which should come online over the next few years



Click to Provide Feedback

---



# ICRA Analytical Contact Details



## Sabyasachi Majumdar

*Senior Vice President and Group Head - Corporate Ratings*

## Prashant Vasisht

*Vice President and Co-Head – Corporate Ratings*

## Manasa Gopidi

*Asst. Vice President and Sector Head – Corporate Ratings*



sabyasachi@icraindia.com

prashant.vasisht@icraindia.com

manasa.g@icraindia.com



0124 4545 304

040 4067 6526

0124 4545 322





# ICRA Analytical Contact Details



**Sai Krishna**

*Asst. Vice President and Sector Head  
– Corporate Ratings*

**Varun Gogia**

*Asst. Vice President*

**Ravish Mehta**

*Senior Analyst*



sai.krishna@icraindia.com

varun.gogia@icraindia.com

ravish.mehta@icraindia.com



044 4596 4304

0124 4545 373

079 4027 1522





ICRA

# Business Development/Media Contact Details



**L. Shivakumar**

*Executive Vice-President*

**Jayanta Chatterjee**

*Executive Vice-President*

**Naznin Prodhani**

*Head Media & Communications*



shivakumar@icraindia.com

jayantac@icraindia.com

communications@icraindia.com



022- 6114 3406

080 – 4332 6401

0124 – 4545 860





***© Copyright, 2021 ICRA Limited. All Rights Reserved.***

All information contained herein has been obtained by ICRA from sources believed by it to be accurate and reliable. Although reasonable care has been taken to ensure that the information herein is true, such information is provided 'as is' without any warranty of any kind, and ICRA in particular, makes no representation or warranty, express or implied, as to the accuracy, timeliness or completeness of any such information. Also, ICRA or any of its group companies, while publishing or otherwise disseminating other reports may have presented data, analyses and/or opinions that may be inconsistent with the data, analyses and/or opinions in this publication. All information contained herein must be construed solely as statements of opinion, and ICRA shall not be liable for any losses incurred by users from any use of this publication or its contents.



ICRA

**Thank You!**